

# DuoLED 12mm



## 12mm INDOOR/OUTDOOR TRANSPARENT LED VIDEO DISPLAY


Transparent



Manually configurable



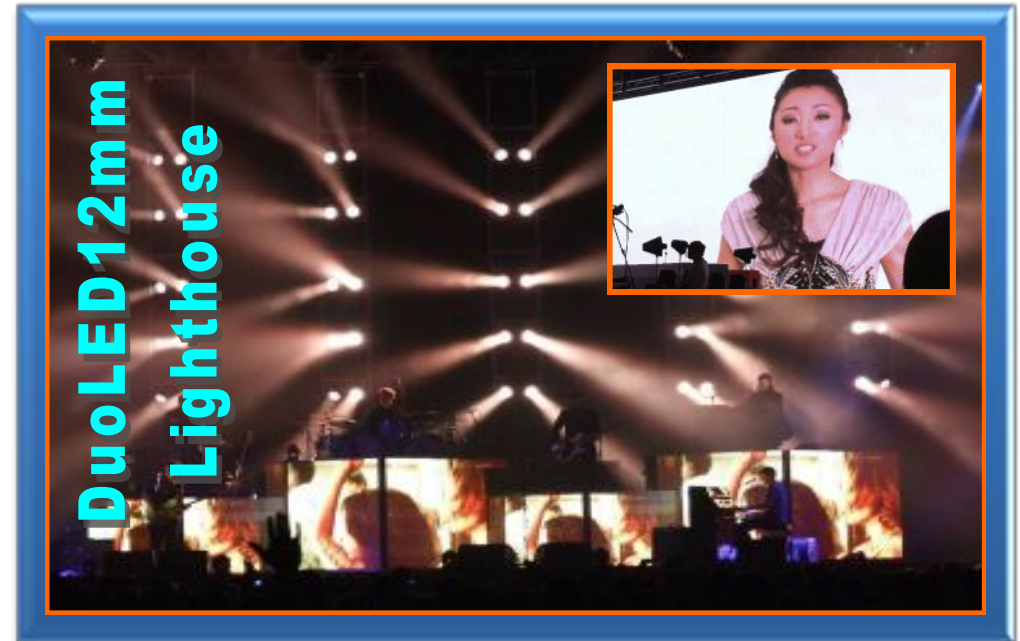
Opaque



<b>Pixel Brightness</b>	5,000 nit
<b>Viewing angle</b>	120 deg - Horizontal 120 deg - Vertical
<b>Pixel Type</b>	SMD 3-in-1
<b>Pixel pitch</b>	12mm
<b>Colours</b>	281 Trillion
<b>Contrast ratio</b>	1,000:1
<b>Video frame rate</b>	50/60Hz
<b>Display refresh rate</b>	100,000Hz
<b>Aperture</b>	35%

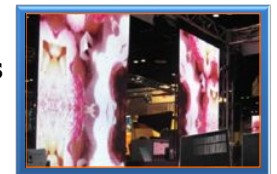
<b>Weight</b>	9.1kg
<b>Width</b>	576mm
<b>Height</b>	576mm
<b>Depth</b>	115mm
<b>Pixels/panel</b>	48 x 48
<b>Power/panel</b>	1.5Amps (peak white)
<b>Inputs</b>	HDSDI, RGBHV, YUV, YC, Composite
<b>Mounting system</b>	Hanging structure
<b>Ingress protection</b>	IP65

## 12mm INDOOR/OUTDOOR TRANSPARENT LED VIDEO DISPLAY



**DuoLED 12** offers a lightweight, switchable transparency LED display that is ideal for both indoor and outdoor use in a wide array of applications. With its 12 mm pixel pitch, 5,000 nits brightness and rugged IP65 rating, the **DuoLED 12** is the perfect solution for a wide range of applications. **DuoLED 12** also offers 120° viewing angles with excellent image integrity and colour uniformity. **DuoLED 12's** light weight, and robust construction offers a cost effective total display solution for lighting and production designers.

- SMD gives high quality image and wide viewing angle
- High performance, bright and affordable
- Lightweight and fast to build
- Switchable transparency for lighting effects
- Great colour depth
- IP65 for outdoor use
- Panel size 576mm x 576mm



[www.annavalley.co.uk](http://www.annavalley.co.uk)  
Tel: +44 (0) 20 8942 4500



**Delivering your vision...**  
[www.annavalley.co.uk](http://www.annavalley.co.uk)  
Tel: +44 (0) 20 8942 4500

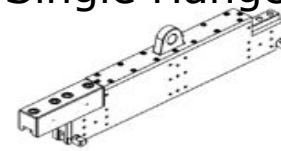
# DuoLED 12mm

## INDOOR/OUTDOOR TRANSPARENT 12mm Mesh LED VIDEO DISPLAY

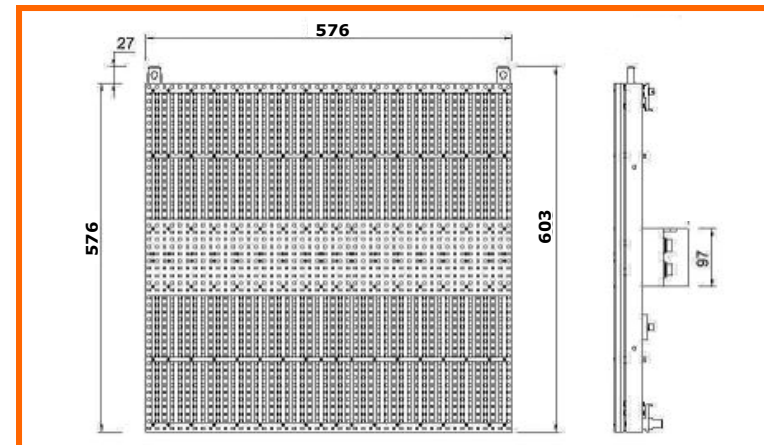
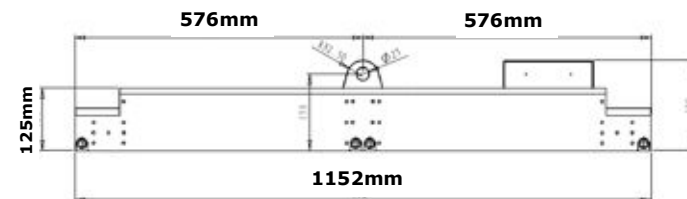

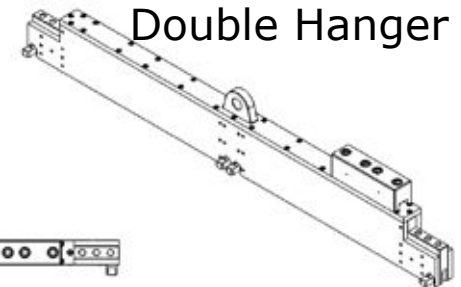
### POSSIBLE SCREEN SIZE EXAMPLES

Number of Modules	Total Panels	Aspect Ratio	Dimension		Pixels H x V	Weight		Power Max (W)
			H x V (mm)	H x V (ft)		Kg	lb	
1	1	1:1	576 x 576	1.89 x 1.89	48 x 48	9.1	21.8	350
4	3	4:3	2304 x 1728	7.56 x 5.67	192 x 144	109.2	261.6	4,200
5	4	4:3	2880 x 2304	9.45 x 7.56	240 x 192	182	436	7,000
8	6	4:3	4608 x 3456	15.12 x 11.34	384 x 288	436.8	1046.4	16,800
10	7	4:3	5760 x 4032	18.9 x 13.23	480 x 336	637	1526	24,500
12	9	4:3	6912 x 5184	22.68 x 17.01	576 x 432	982.8	2354.4	37,800
16	12	4:3	9216 x 6912	30.24 x 22.68	768 x 576	1747.2	4185.6	67,200
20	15	4:3	11520 x 8640	37.8 x 28.35	960 x 720	2730	91246	105,000
5	3	16.9	2880 x 1728	9.45 x 5.67	240 x 144	45.5	327	5,250
7	4	16.9	4032 x 2304	13.23 x 7.56	336 x 192	254.8	610.4	9,800
9	6	16.9	5184 x 3456	17.01 x 11.34	432 x 288	409.5	981	15,750
11	6	16.9	6336 x 3456	20.79 x 11.34	528 x 288	600.6	1438.8	32,100
14	8	16.9	8064 x 4608	26.46 x 15.12	672 x 384	1019.2	2441.6	39,200
18	10	16.9	10368 x 5760	34.02 x 18.9	864 x 480	1638	3924	63,000
20	11	16.9	11520 x 6336	37.8 x 20.79	960 x 528	2002	4796	77,000

### Single Hanger



### Double Hanger



Outdoor -IP65



Indoor